

# Year 11

# Revision Information

# Agenda

1. Introduction
2. Where to revise?
3. Making a revision timetable
4. How do I support my child?
5. Homework calendar
6. Subject revision
7. Important dates to remember

# Where to revise?

## Quiet places

1. In school - lunchtimes, interventions, after school in Mr. Brett's office.
2. At a library
3. At home

## Libraries near you

1. School library
2. Dalston Library
3. Hackney Central Library
4. Homerton Library
5. Clapton Library
6. Shoreditch Library
7. Stamford Hill Library
8. Stoke Newington Library
9. Rose Lipman Library

# How do I support my child?


















Do they have a desk to work at and chair on which to sit?

Do they have a quiet place to revise?

Are they surrounded by distractions?



# Homework Calendar

Monday	Tuesday	Wednesday	Thursday	Friday
English   <b>Option A</b> Art Music Music Technology Geography History   	Maths   Compulsory Humanity 	Compulsory MFL   	Science   RS  	GCSE PE   <b>Option B</b> Art Music Music Technology Geography History Spanish

# Music GCSE Revision

## Performing

Your instrument teacher will give you a piece to learn and some techniques to practise

Practise every day for 10 minutes

Book a practice room if you can't practice at home

Successful GCSE musicians do not leave their instrument at school. They are involved in enrichments too, to develop their ensemble skills.

## Composing

Which techniques are used in the set works?

Steal them and use them - they are excellent ideas.

Make sure that your composition has different sections.

Make sure that your ideas change when you repeat them.

Find out lots about the instruments you are composing for.

## Appraising

Ensure that you know what all the musical elements are - such as tempo and melody.

Listen to the set works lots, and try to describe them using musical language.

Compare the set works with similar pieces - find another song from a musical, or more Esperanza Spalding on the internet.



# RSL Music Technology - preparation

How do you prepare for Unit 223 and 225 assessments?

By spending time in the music tech classroom at 4pm, and practising the skills you need

By asking your teacher if you are not sure about anything

Unit 223 exam = mid January to end March 2018

Unit 225 exam = May 2018

A successful RSL student asks questions, practises skills and listens carefully in class. They will also spend time after school in music tech.

[alechaylor@hackneynewschool.org](mailto:alechaylor@hackneynewschool.org)

# English GCSE Revision

How to revise for English?

- Redraft essays completed in class
- Do practice exam questions in **timed conditions** at home
- If you don't have enough time to write essays then complete essay plans for specific exam questions
- Memorise sentence starters/the structure of an analytical paragraph for specific exam questions
- You can Google poems to analyse for the 'Unseen Poetry' section of your English Literature exam (Mr Bruff)
- Ask your teacher to mark your responses so you are receiving feedback on how to improve.

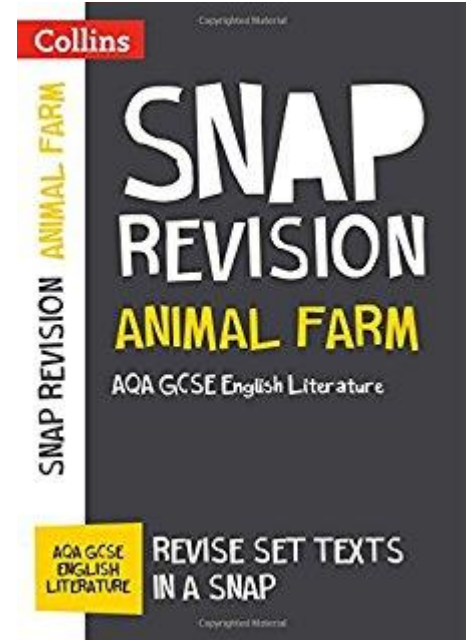
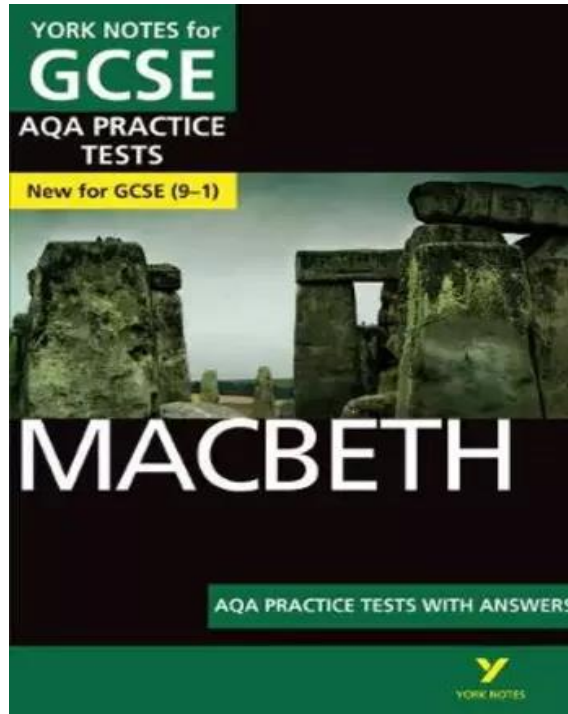
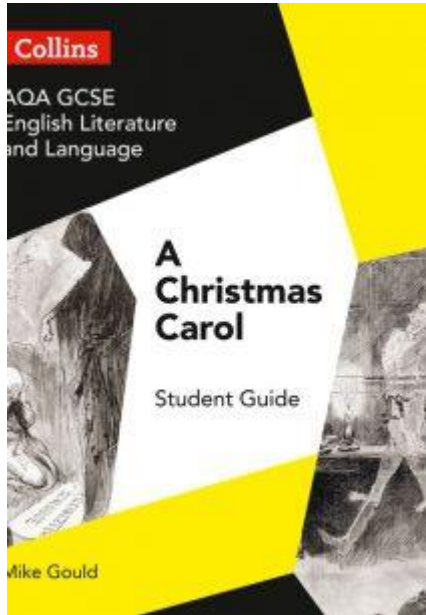
Books Studied in Class:

- **Animal Farm, A Christmas Carol, Macbeth, Love & Relationships (Poetry)**

[jacklynsmith@hackneynewschool.org](mailto:jacklynsmith@hackneynewschool.org)



# English GCSE Revision



Please note that English Homework day varies between teachers

# Maths GCSE Revision

## Topics that need to be covered

- See the list on the website

## What we will do at school

- From January we will be revising in lesson - we will provide exam papers
- Practice exam technique in timed conditions

## What we expect at school and home

- Bring a **revision guide** to every lesson - CGP Maths **Edexcel** Higher or Foundation
- **Mathswatch at home** - email [maryli@hackneynewschool.org](mailto:maryli@hackneynewschool.org) if yours isn't working
  - Watch clips that relate to the work in class or choose at random
- **Blue textbook** - complete exercises related to work in class or ask your teacher to suggest some
- Buy paper (lots of it) for all your working
- Exam papers - complete them honestly, don't ask your friends

*Maths revision is a solitary sport*

# Art and Design GCSE

How do I revise for Art and Design?

Complete folio artwork at home including drawings, photography, sketches and paintings

Complete artist research and sketchbook annotation at home, including complex art analysis

## Resources that your child should use

<https://qualifications.pearson.com/en/qualifications/edexcel-gcses/art-and-design-2016.html>

Gallery visits, Youtube sketching and drawing tutorials, class handouts, sketchbook exemplars, teacher feedback

[oikumolaandre@hackneynewschool.org](mailto:oikumolaandre@hackneynewschool.org) and [yvonnejordean@hackneynewschool.org](mailto:yvonnejordean@hackneynewschool.org)

# Geography GCSE Revision

Topics that need to be covered?

Paper 1 Physical (Natural hazards, Living world & Physical landscapes)

Paper 2 Human (Urban, Economic & Resource management)

Paper 3 Geographical application - skills/issues evaluation/fieldwork

<http://www.aqa.org.uk/subjects/geography/gcse/geography-8035>






How does one prepare for the exam?

1. **Case studies** - this is typically the longest question for the most marks. Make a list of all the case studies under topic headings. For each case study record all the important information on flash cards / report cards.
2. **Revision notes** - for each unit of work you will need revision notes e.g. different types of plate tectonics. One of the best ways to do this is in a spider diagram format, however revision notes are a personal preference (lists, spider diagrams, flow charts etc.)
3. You will need to learn the above (1 & 2).
4. Practising **past papers** - in particular the longer questions.

What might they need to succeed?

Webpages - <https://garsidej.wordpress.com/> & <https://www.bbc.co.uk/>

Textbook or **AQA** study guide & [rathishramlall@hackneynewschool.org](mailto:rathishramlall@hackneynewschool.org)



# History GCSE Revision: How to revise for History?

- Re-read essays completed in class or at home
- **Revise all 4 topics:** Elizabethan England: 1568 - 1603; Conflict and Tension: 1918 - 1939; Migration & Empire: 780 - The Present; America: 1840 - 1895
- Paper 1: Conflict & Tension: 1918 - 1939 **AND** America: 1840 - 1895
- Paper 2: Elizabethan England: 1568 - 1603 **AND** Migration & Empire 780 - The Present
- Do practice exam questions in **timed conditions** at home
- Use 'prompt' cards to write important dates, places, people, causes & consequences
- Know the Mark Schemes for each paper thoroughly
- Memorise sentence starters for specific general exam questions. Use the handout sheets for essay writing/structure
- Focus on the criteria for analysing sources: **Nature, Content, Origin, Purpose, Reliability, Utility, (Naughty Children Often Play Really Unfairly)**
- If you do not have enough time to write essays then complete essay plans for specific exam questions
- You can do further/independent reading to gain a greater depth of the topics studied
- Ask your teacher to mark your answers so you are receiving feedback on how to improve - we welcome pupils handing in essays that we have not requested! Email: [brianmcgowan@hackneynewschool.org](mailto:brianmcgowan@hackneynewschool.org) or [Katherinefigueira@hackneynewschool.org](mailto:Katherinefigueira@hackneynewschool.org)
- <http://www.aqa.org.uk/subjects/geography/gcse/history->

# MFL Revision

## 4 Areas

- GCSE Vocabulary List
- GCSE Grammar Book
- Notes in Exercise Book
- Speaking Notes from Intervention

## Exam Composition













25% Reading, Writing,  
Speaking and Listening

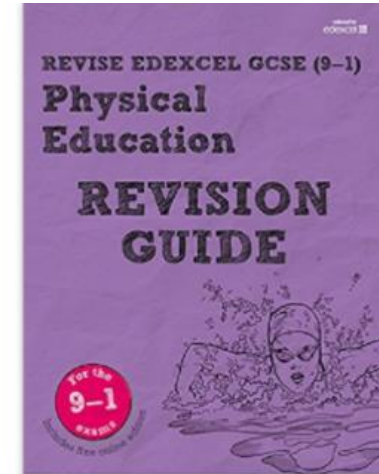
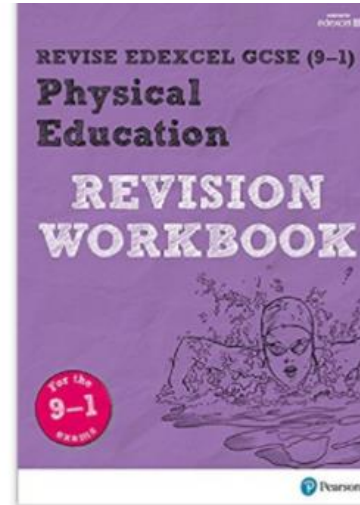
Speaking exams are in early  
May

[ianpatterson@hackneynewschool.org](mailto:ianpatterson@hackneynewschool.org)

# PE GCSE Revision

Topics that need to be covered;

Component	Assessment	Content overview
<b>Component 1:</b> Fitness and Body Systems	 Written examination: 1 hour and 45 minutes  36% of the qualification	 Topic 1: Applied anatomy and physiology  Topic 2: Movement analysis  Topic 3: Physical training  Topic 4: Use of data
<b>Component 2:</b> Health and Performance	 Written examination: 1 hour and 15 minutes  24% of the qualification	 Topic 1: Health, fitness and well-being  Topic 2: Sport psychology  Topic 3: Socio-cultural influences  Topic 4: Use of data



REVISE Edexcel GCSE (9-1) workbook and revision guide cover all content needed for both exams. [rabeabegum@hackneynewschool.org](mailto:rabeabegum@hackneynewschool.org)

# RE GCSE Revision - How does one prepare for the exam?

1. **Use Feedback**- review and revise feedback on past exam questions completed. If you do not understand it ask your teacher.
2. **CGP Guide** - available on parent pay for £2.75 covering all key scripture and beliefs required for the exam (from Friday 6th October 2017).
3. **Time yourself** - in the exam you will only have just over a minute a mark practice completing the 4, 5 and 12 mark questions within the allowed time.
4. **Refer to shared documents** - a guide including links to websites, the full specification and a variety of media links to aid revision has been shared electronically with all students.

<b><u>Exam 1: Study of World Religions</u></b>	<b><u>Exam 2: Thematic Studies</u></b>
<ul style="list-style-type: none"><li>- Christian Beliefs</li><li>- Christian Practices</li><li>- Islamic Beliefs</li><li>- Islamic Beliefs</li></ul>	<ul style="list-style-type: none"><li>- Relationships and families</li><li>- Religion and life</li><li>- Existence of God and revelation</li><li>- Religion, peace and conflict</li></ul>



# Science GCSE Revision

## How do I revise for Science?

- Learn the keywords/formulae
- Practice exam questions (found in revision guides/online)

## Resources that your child should use:

- All lessons are shared with students on google drive including revision checklists and help sheets for each topic.
- Revision guides for AQA Biology/Chemistry/Physics/Combined Trilogy.
- Exam papers

[clairemcnally@hackneynewschool.org](mailto:clairemcnally@hackneynewschool.org)

# Important dates to put in your diary



Mock Exams:

**Art mock 20th December 2018**

Speaking mocks and Music mocks

**17<sup>th</sup> December – 19<sup>th</sup> December 2018**

Mock Exams:

**Monday 7th January - Friday 18th January 2019**

GCSE Exams:

**From Monday 13th May 2019**

Parents' Evening 1 5-8pm:

**14th November 2018**

Parents' Evening 2 5-7.30pm:

**2<sup>nd</sup> April 2019**

Assistant Head: Brian McGowan, [brianmcgowan@hackneynewschool.org](mailto:brianmcgowan@hackneynewschool.org)

Deputy Headteacher: Ian Patterson, [ianpatterson@hackneynewschool.org](mailto:ianpatterson@hackneynewschool.org)

Headteacher: Mary Li, [maryli@hackneynewschool.org](mailto:maryli@hackneynewschool.org)